

TRANSMISSION MODEL OR U-JOINT SIZE



813-644-5707

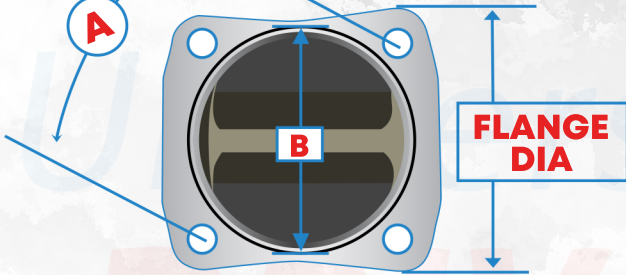
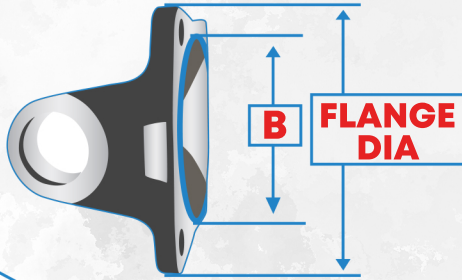
INFO@UNIVERSALDRIVESHAFTS.COM

NOT EVERY DRIVESHAFTS IS UNIVERSAL'S



USE THIS GUIDE IF YOU DON'T KNOW YOUR FLANGE YOKE DIMENSIONS.

MALE FLANGE (Extended Pilot Hole)



A.) Bolt Circle Diameter:


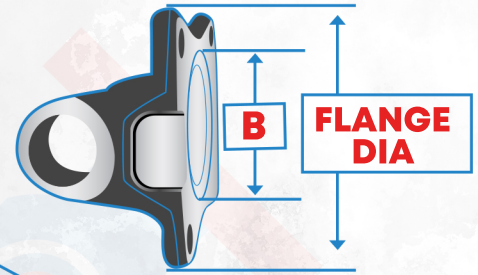
B.) Pilot Hole Measurements:

Are the Holes: Threaded or Drilled

Is the Hole Pattern: Square or Rectangular

U-Joint Series (See Guide)

FEMALE FLANGE (Recessed Pilot Hole)



A.) Bolt Circle Diameter:

B.) Pilot Hole Measurements:

Are the Holes: Threaded or Drilled

Is the Hole Pattern: Square or Rectangular

U-Joint Series (See Guide)

COMMON U-JOINT SIZES AND SERIES

OUTSIDE SNAP RING

SERIES	WIDTH (F)	CAP DIA. (G)
1210	2 7/16" = 2.438	1 1/16" = 1.063
1310	3 7/32" = 3.219	1 1/16" = 1.063
1310 Ford*	3 7/32" = 3.219	1 1/8" = 1.125
1330	3 5/8" = 3.625	1 1/16" = 1.063
1330 Ford*	3 5/8" = 3.625	1 1/8" = 1.125
1350	3 5/8" = 3.625	1 3/16" = 1.188
1410	4 3/16" = 4.188	1 3/16" = 1.188
1415**	4.178	1 3/16" = 1.188
1480	4 3/16" = 4.188	1 3/8" = 1.375
1485**	4.178	1 3/8" = 1.375
1550	4 31/32" = 4.969	1 3/8" = 1.375
1555**	4.946	1 3/8" = 1.375

INSIDE SNAP RING

SERIES	WIDTH (F)	CAP DIA. (G)
7260 Chrysler	2 1/8" = 2.125	1 5/64" = 1.078
7290 Chrysler	2 5/8" = 2.625	1 1/8" = 1.125
3R GM	2 9/16" = 2.563	1 1/8" = 1.125

Helpful Resources:

- <http://neapco.mycarparts.net/>
- <https://www.actionmachineinc.com/collections/flange-yoke>
- <https://www.actionmachineinc.com/pages/finding-u-joint-series>

Please Note:

* 1310 Ford & 1330 Ford have 1 1/8" cap at pinion yoke and 1 1/16" cap at driveshaft.
 ** 1415, 1485, 1555 only found on Chrysler and some GM vehicles with American Axle built driveshafts.